


# BEGINNINGS AND ENDS


*Puzzle architecture holds together because everything is there for a reason. Or possibly two.*

The shaded boxes in the middle of each row represent where clue answers overlap. It's up to you to determine what the shaded boxes at the beginning and end are for.

Center of the LHC  
Like a Möbius strip (hyph.)  
Novelist Wharton



At sea  
Paris underground  
Discoverer and unit of X-rays



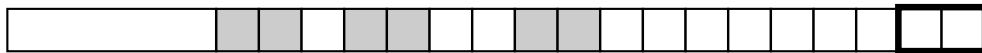
Missile or Act  
Desdemona's killer  
Health food claim (2 wds.)



It's upwardly mobile  
They have all the answers  
Se habla



Horrible Viking  
Like a Dodger  
Invisible light



Bobby McFerrin's instrument  
Sure  
Existing from birth



Frankness  
You'll find one in this clue  
Parody of Bond



Dimpled sphere (2 wds.)  
Beast of burden  
Mapping website, 1996-



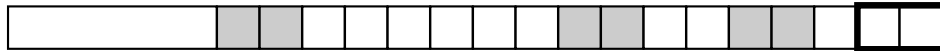
Motor sport or political gathering  
Werewolf  
It can be prickly



Armored New World mammal  
Small, romantically-named couch  
Spear-thrower, or a GA airport twice



Sunken ship's full name (2 wds.)  
Sign of winter  
Soviet Union leader



Massive continent  
It stands up for an artist  
Shapes or punctuation items

